



Parts Identification Guide

PIH007/0305



# TW1 Thermolator





**TW1**

- 1. Transformer
- 2. Main Terminal Block
- 3. TW1 Ribbon Cable
- 4. Mercury Contactor Heater
- 5. Motherboard
- 6. To Process Gauge
- 7. From Process Gauge
- 8. TW1 Graphic Overlay w/Operator Board underneath
- 9. Low Pressure Switch



**TW1**

- 10. Heater
- 11. Optional Heater
- 12. Motor Drip Cover
- 13. Pump Motor
- 14. From Process Thermocouple
- 15. Optional Heavy Duty Pressure Valve  
- Standard/5 & 7.5 hp Pumps
- 16. To Process Connection
- 17. To Process Check Valve  
( Mold Purge Option)
- 18. From Process Connection
- 19. Cooling Ball Valve Body
- 20. Cooling Out Check Valve  
(Mold Purge Option)
- 21. Cool Out Connection
- 22. Cool In Connections
- 23. Cooling Valve Actuator
- 24. Pressue Relief Valve
- 25. Mold Purge Solenoid Valves