

## TRUEFEED TF MODELS



Model TF01AA  
with handfill hopper lid

# GRAVIMETRIC FEEDING; CALIBRATED TO MEDICAL ISO STANDARDS

Optimize your feeding process with the Conair MedLine® TrueFeed gravimetric feeder. Units are simple to install and use, extremely accurate and economical. These color and additive feeders deliver accurate feeding rates on the basis of continuous loss-in-weight metering technology with closed-loop control of the feeding speed. This MedLine version of Conair's popular TF Feeders is calibrated to ISO standards and features RAL 9003 paint.

The MedLine TrueFeed can be used in injection molding, extrusion and blow molding processes. All models operate with the same bilingual, user-friendly touch screen control.

## MEDICAL PRECISION; FAST CHANGES; CLEANROOM READY

Unlike volumetric feeders the TrueFeed gravimetric feeders from Conair are self-calibrating, adjusting automatically for changes in material type, bulk density or pellet geometry.

MedLine TrueFeed feeders feature RAL 9003 paint and stainless material surfaces.

Each feeder is equipped with a throat adapter that fits between the machine hopper and the throat. The feeder installs easily to the adapter allowing additives to be metered by the dispensing cylinder into the flow of material as it passes through the adapter. Metering and feeding additives at the throat result in even greater savings in material inventory and colorant over traditional pre-colored, centrally blended materials or imprecise volumetric technologies.

### ■ Reduce your material costs

The consistency of this feeder ensures that every pellet counts. Absolutely no material waste. Unique dispensing cylinder eliminates pulsing outputs of auger and pocket type feeders.

### ■ Increased productivity

The TrueFeed does not require time-consuming color calibration when materials are changed. Eliminates machine downtime associated with conventional volumetric feeders.

### ■ Unbeatable accuracy to 1/2 of 1%

The dispensing cylinder is driven by a stepper motor for consistent speed. The design ensures that the colorant is dispensed evenly, extremely accurately, and without any pulsation from the cylinder into the plastic, giving you maximum control of the process and the end product.

### ■ Simple to use touch screen

Injection molders, simply set the additive percentage, enter the shot weight, screw recovery time and press start. For extrusion processes the unit can be run open-loop or slaved to the extruder (extrusion tracking). The control face is chemical resistant and can be cleaned with isopropyl alcohol.



**TRUEFEED TF MODELS**

**FEATURES**



Improve your processing time and your profits!  
...ask about our payback analysis.



**No tools required for material and color changes.**

The unit is easy to disassemble. Simply release the knob holding the feeder to the scale, remove the feeder, pull back on the slide gate to drain the material from the hopper, then release the motor clamps and remove the motor and dispense cylinder.

**OPTIONS**



**Compressed Air Loading Lid**  
Choose the TrueFeed with the compressed air loading for processing granular pellets.



**Throat Adapters**  
A variety of throat adapters are available to fit with your processing machine. The standard adapter has a 76 mm diameter inlet and 45 mm square outlet. See following pages.



**Compressed Air Vacuum Loading Lid**  
Use the TrueFeed with the vacuum loading option for dusty or granular materials. The vacuum loading option offers increasing pulling power and a filter to trap dust and fines. Vacuum is generated with compressed air.



**Water-cooled Throat Adapter**  
This throat adapter provides temperature isolation from hot dried material. Used when combining a temperature sensitive additive into a hot dried material.



**Dispense Cylinder**  
Cylinders are designed to provide a non-pulsing consistent feed and are more accurate than traditional auger screws. The cylinders allow for quick and easy change out during cleaning. Several sizes are available to fit with your application.



**Alarms - visual and/or audible**  
An alarm light and/or a alarm horn are available to alert the operator to low material level.



**Slide Mount Base**  
Makes cleanout and calibration even more convenient and easier than the standard unit. It allows quick interchange of feeders.



**Large Capacity Hopper**  
A 12 liter hopper is available for larger throughput requirements and light density materials.



**Communications**  
Track material usage with the Ethernet TCP/IP communications package.



**High Torque Stepper Motor**  
The high torque stepper motor is required for feeding regrind or hard to flow materials. This motor is always used in conjunction with the A-20HT or A-30HT dispense cylinder.

**REGROUND AND HARD-TO-FLOW MATERIAL APPLICATIONS**



## FEATURES

### In control of your expensive colorant and additives.

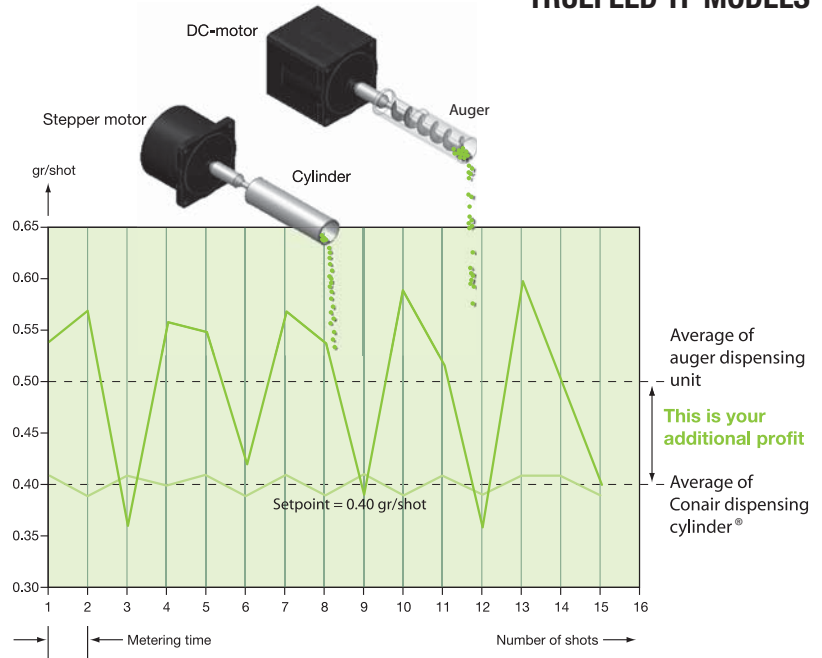
The Conair dispensing cylinder gives you outstanding control of the feeding process. The consistent feeding of this unit allows the actual setpoint to be lowered, ensuring a substantially **faster return on your investment.**

**Find your additional profits here!**

The graph compares the Conair Dispensing Cylinder to an auger. An auger dispensing device will give an irregular output because of the pulsations created by the auger, which in turn, causes the colorant to be dispensed irregularly into the main material. A Conair Dispensing Cylinder guarantees even dispensing. The dispensing cylinder works in combination with a stepper motor that ensures exact, controllable cylinder speed time after time.



Both tests were performed under identical circumstances, using the same material.

## TRUEFEED TF MODELS



## Dispensing Cylinders

Choose the dispensing cylinder that is right for your application.



Feeding system	Pellet material	Regrind / hard-to-flow material	Feed rate <sup>†</sup> gram/sec	Feed rate <sup>†</sup> kg/hr	Feed rate <sup>†</sup> lb/hr
GLX	Yes	No	0.01 to 1.1	0.05 to 4.1	0.11 to 8.9
GX	Yes	No	0.1 to 5.0	0.5 to 12.6	1.11 to 28.0
HX <sup>‡</sup>	No	No	0.007 to 0.4	0.03 to 1.3	0.56 to 2.78
A-15LT	Yes	Yes	0.1 to 5.0	0.5 to 12.6	1.11 to 28.0
A-20LT	Yes	No	0.4 to 14.0	1.3 to 50.4	2.78 to 112.0
A-20HT*	Yes	Yes	0.4 to 14.0	1.3 to 50.4	2.78 to 112.0
A-30HT*	Yes	Yes	1.4 to 35.0	5.0 to 126.0	11.1 to 280.0

\* Used for regrind and irregular shaped materials. † Feed rates are based on materials with a bulk density of 35 lb/ft<sup>3</sup>. ‡ For granular/free-flowing powder.

## Throat Adapters<sup>§</sup>

Choose the throat adapter that is right for your application.

**NOTE:** See next page for a throat adapter drawing reference. Model 07 shown.

Model	Inlet	Outlet (sq.)	Height	Top Flange (sq.)	Bottom Flange (sq.)	Bottom Mounting Center Range (sq.)
07	∅3.0 {∅76.2}	1.77 {45}	9.4 {239}	6.0 {152}	5.5 {140}	2.75 - 4.5 {69.9 - 114.3}
08	∅3.0 {∅76.2}	3.54 {90}	9.4 {239}	6.0 {152}	5.5 {180}	4.5 - 6.0 {114.3 - 152.4}
09**	∅3.0 {∅76.2}	1.77 {45}	9.4 {239}	6.0 {152}	5.5 {140}	2.75 - 4.5 {69.9 - 114.3}

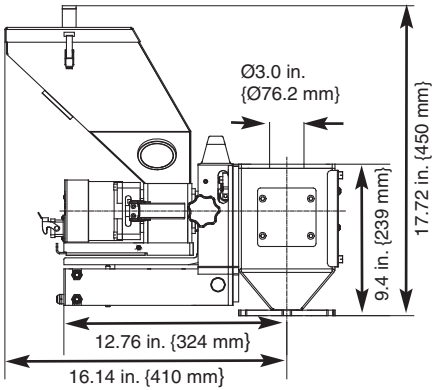
§ Dimensions are shown in inches and {mm}. \*\* Model 09 is a water-cooled throat adapter.



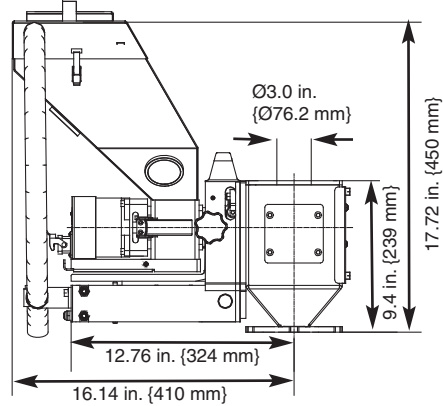
# SPECIFICATIONS

# TRUEFEED TF MODELS

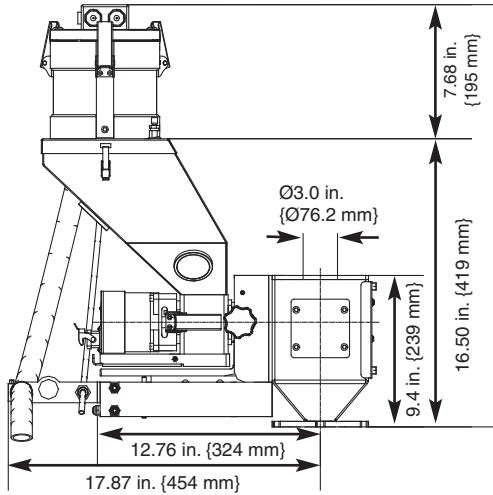
**Side View - TF01AA**  
Shown with standard hand-fill lid



**Side View - TF01AB**  
Shown with optional compressed air loading lid



**Side View - TF01AK**  
Shown with optional compressed air vacuum loading lid



THROAT ADAPTER REFERENCE - Model 07 shown.	Throat Adapter Height	Throat Adapter Bottom
<p><b>Throat Adapter Top</b></p>		

MODELS*	TF01AA	TF01AB	TF01AK
<b>Dimensions</b> inches {mm} See drawings above for all dimensions except depth.			
Depth	8.31 {211}	17.94 {456}	18.94 {481}
<b>Weight</b> lbs {kg}			
Standard feeder installed (empty)	49 {22}	54 {24}	65 {29}
Shipping (approximate)	55 {25}	60 {27}	75 {34}
<b>Voltage</b> total amps			
120 V/1 phase/60 Hz	0.75	0.75	0.75
220 V/1 phase/50 Hz	0.38	0.38	0.38

**SPECIFICATION NOTES:**

- \* All models shown with 0.2 ft<sup>3</sup> {6 liter} material hoppers.
- † Applies to Models TF01AB and TF01AK (sold with the loading option).
- ‡ The loader option is provided with a solenoid to be customer installed.
- § Model TF01AB - compressed air loader supplied material hose is 25 mm diameter, 3 m in length. Model TF01AK vacuum compressed air loader supplied material hose size is 38 mm diameter, 3 m in length.

Specifications may change without notice. Consult a Conair representative for the most current information.

<b>Loader (option) specifications</b> <sup>† ‡ §</sup>	
Maximum conveying distance	3 meters
Compressed air hose	1/4 NPT fitting to 8 mm hose
<b>Compressed air requirements</b>	
Compressed air loader	58 -116 psi {4 -8 bar}; 8.8 to 15.9 ft <sup>3</sup> /min {0.25 to 0.45 m <sup>3</sup> /min}
Compressed air vacuum loader	58 -116 psi {4 -8 bar}; 5.3 to 9.6 ft <sup>3</sup> /min {0.15 to 0.27 m <sup>3</sup> /min}

