



Parts Identification Guide

PIH001/0205

Portable Chillers

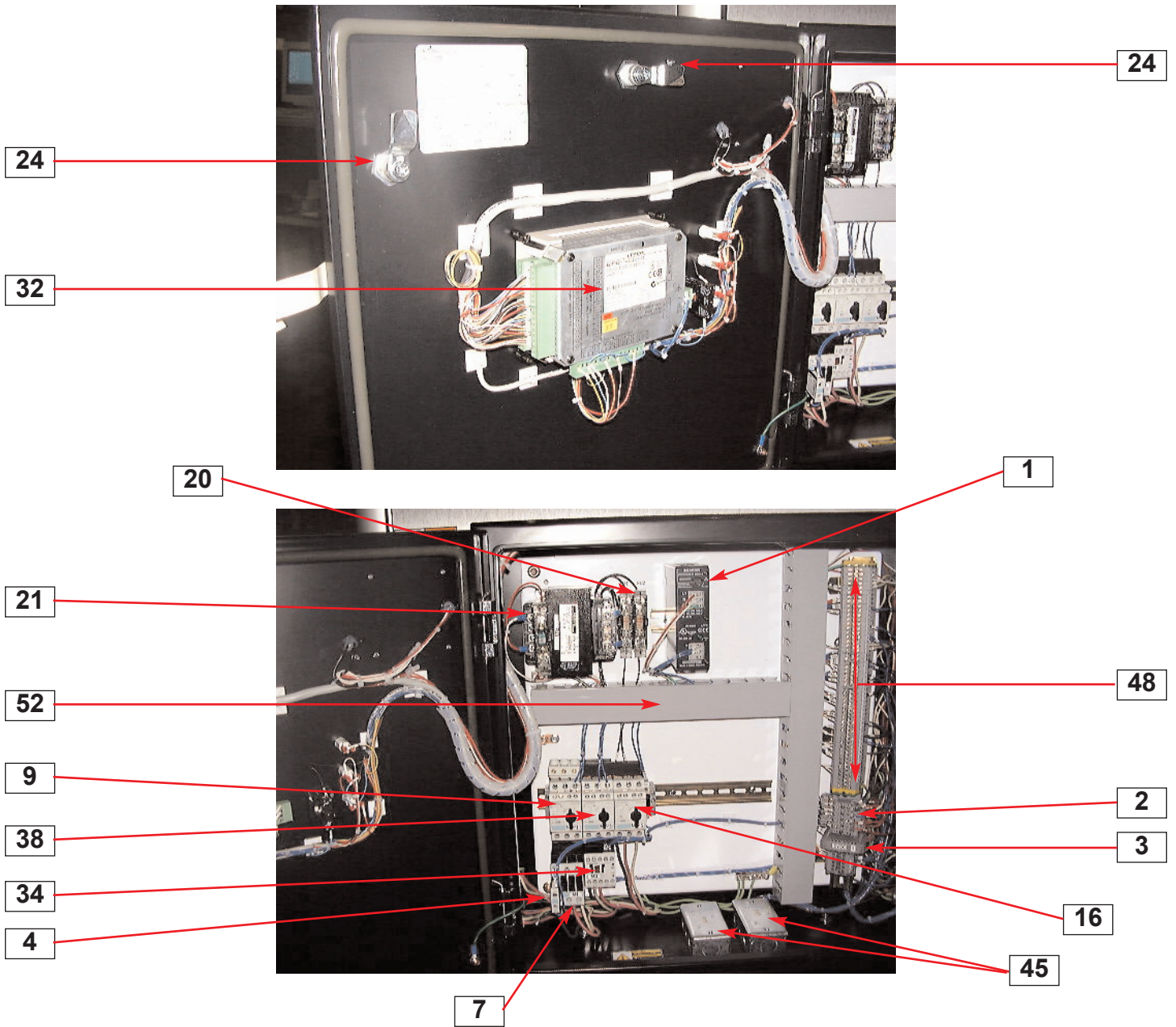
Series 2, Air-Cooled Models








Series 2, Air-Cooled Portable Chillers

- 5. Bell - Alarm
- 19. From Process RTD
- 25. LED - Alarm
- 26. LED - Compressor
- 27. LED - Pump Line
- 28. Liquid Line Solenoid Valve
- 29. Liquid Line Sight Glass
- 33. PLC Overlay
- 36. Pump Motor
- 44. Reservoir Tank
- 46. Stop Button
- 47. Strobe - Alarm
- 49. To Process RTD
- 51. VFD-Fan





PCA - Size 2 Chillers or A2 Models

- | | |
|------------------------------|------------------------------|
| 1. 24 VDC Power Supply | 24. Latch (door - qty - 4) |
| 2. 24 VDC Relays | 32. PLC |
| 3. 5 VDC Power Supply | 34. Pump Contactor |
| 4. Aux. Contact - Compressor | 38. Pump MSP |
| 7. Compressor Contactor | 45. RTD Transmitter |
| 9. Compressor MSP | 48. Terminal Block - Control |
| 16. Fan MSP | 52. Wire Raceway |
| 20. Fuse 1, 2 | |
| 21. Fuse 3 | |




Series 2, Air-Cooled Portable Chillers

- 6. Compressor
- 8. Compressor High Temperature Safety
- 9. Compressor MSP
- 14. Fan Guard
- 16. Fan MSP
- 17. Filter Drier
- 22. Hot Gas Bypass Valve
- 31. Main Terminal Lugs
- 38. Pump MSP
- 40. Refrigerant Discharge Pressure Sensor
- 42. Refrigerant Suction Pressure Sensor
- 50. Vent Tube-Tank



PCA or A2 Models - Size 2 Chillers

- 11. Evaporator
- 12. Expansion Valve
- 17. Filter Drier
- 18. Flow Switch
- 19. From Process RTD
- 29. Liquid Line Sight Glass
- 30. Liquid Line Solenoid Valve
- 35. Pump Data Tag
- 36. Pump Motor
- 39. Pump Volute
- 43. Reservoir
- 51. VFD-Fan
- 53. Y-Strainer



Series 2, Air-Cooled Portable Chillers

- 10. Condenser Coil
- 13. Fan Blade
- 15. Fan Motor
- 41. Refrigerant Pressure Relief Valve