


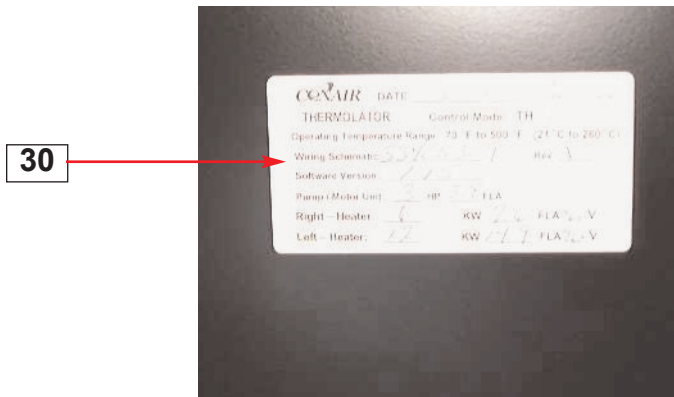
Parts Identification Guide

PIH002/0205

Thermolators heaTrac


HTR Models







heaTrac Thermolator

- 2. Control Graphic
- 7. Handles
- 15. Motor
- 18. Pressure Gauge
- 30. Unit Data Tag




heaTrac Thermolator

- 8. Heater - Mercury Contactor
- 10. Hi-Temp Thermostat
- 13. Main Terminal Block
- 14. Mother Board
- 17. Overload Pump
- 22. Pump Contactor
- 25. TH-1 Ribbon Cable
- 28. Transformer



heaTrac Thermolator

- 1. 6 kW Heater Element
- 5. From Process Thermocouple
- 6. From Process Tubing
- 9. Heater Tank(s)
- 11. Hi-Temp Thermostat (capillary tube)
- 12. Level Switch
- 19. Pressure Relief Valve
- 20. Pressure Relief Valve Tubing
- 21. Process Pressure Gauge Tubing
- 23. Pump Motor
- 24. Pump Volute
- 27. To Process Thermocouple
- 29. Tube Ext. (in 12 kW & higher)
- 31. Vent Tubing
- 32. Vent Valve(s)



heaTrac Thermolator

- 3. From Process Fitting
- 16. Oil Level Sight Glass
- 26. To Process Fitting
- 26a. To Process Fitting for 6 kW units