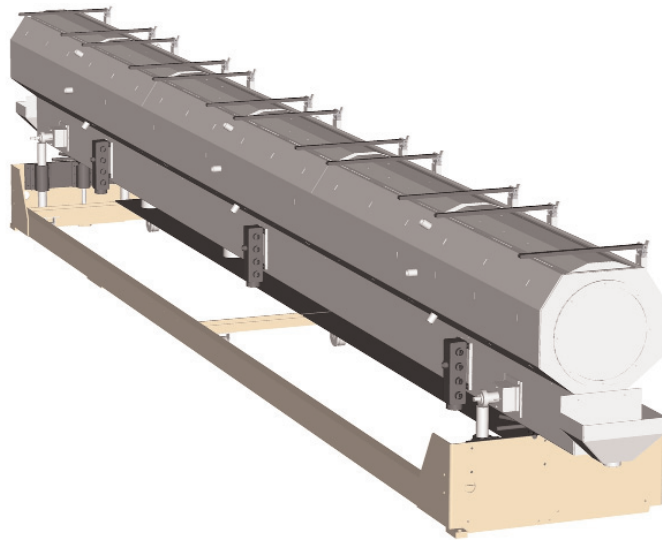



Parts Identification Guide
PIE003/0205

Water Spray Tanks



Model MSBHI Series






MSBHI with Profile Manifold

- 1. 12 mm Sensor
- 2. 8 Port Manifold
- 4. Ball Valve 3/4 inch
- 14. Level Sensor
- 20. Pump Recirculation




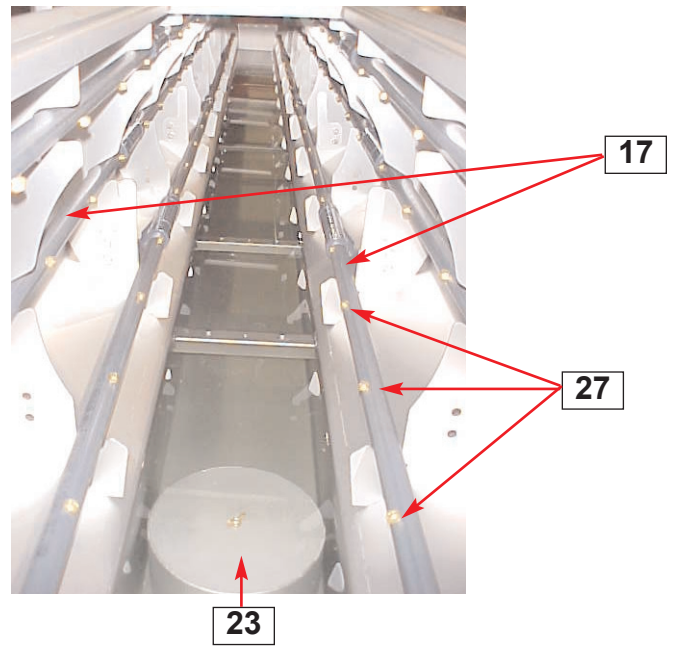

MSBHI with Profile Manifold

- 5. Bushing Washer
- 6. Clamp Nut
- 7. Floating Clamp Nut
- 8. Floor Bracket
- 9. Floor Rails
- 11. Gear Box
- 13. Lead Screw
- 16. Motor
- 25. Slide Adjustment
- 26. Split Lock Collar
- 32. Vertical Height Adjustment



MSBHI with Profile Manifold

- 4. Ball Valve 3/4 inch
- 10. Gauge Pressure 150 PSI
- 13. Heat Exchanger
- 18. Pilot Light
- 19. Pressure Gauge
- 21. Push Button FORWARD - REVERSE
- 22. Push Button START - STOP
- 28. Strainer, Turbo
- 31. Valve Sol. 1-1/2 inch



MSBHI with Profile Manifold

- | | |
|--|--|
| 3. Air Water Separator | 33. MSBHI Upper Tank Lid Handles |
| 15. Liquid Ring Pump | 34. Lid Weldment |
| 17. MSBHI Spray Bar | 35. Lid Gasket |
| 23. Screen Cover Weldment
(Strainer basket under cover) | 36. YOKE - Cast Hinge |
| 27. Spray Nozzles | 37. Gasket Retainer |
| 29. Union, 2 inch | 38. Gasket "MSBHI" Red |
| 30. Vacuum Blower | 39. Gasket "MSBHI" Black - is behind Red |
| | 40. Roller Rack Kit - OPTIONAL |