



Parts Identification Guide
PID003/0105

CS Series Dryer






CS Dryers

- 1. Regeneration Filter
- 2. Regeneration Blower
- 3. Aftercooler
- 4. Process Filter
- 5. Process Heater
- 6. Desiccant Tanks
- 7. Bed Drive Motor
- 8. Regeneration Heater Box
- 9. Process Blower



4



29

10

11



12

13

14



CS Dryers

- 4. Process Filter
- 10. On / Off Switch (white)
- 11. Alarm Horn
- 12. Disconnect Switch
- 13. Dewpoint LED
- 14. On / Off Conveying Switch (Green)
- 29. Keypad / Label



CS Dryers

- 15. Aftercooler Coil Assembly
- 16. Control Board
- 17. Dewpoint Monitor
- 18. Regeneration Blower Overload
- 22. Overload
- 27. Circuit Breaker / Disconnect
- 28. Motor Starter



CS Dryer

- 16. Control Boards
- 18. Regeneration Blower Overload
- 19. Transformer
- 20. Circuit Breaker
- 21. Blower Motor Starters
- 22. Overloads
- 23. Heater Contactors
- 24. Dewpoint Sensor
- 25. Bed Drive Limit Switch
- 26. Fuses